

Insure Pulse fungicide seed treatment technology sheet

AgCelence[®] benefits¹ for maximized pulse and flax production.

- With Xemium[®], for the first truly systemic fungicide seed treatment for pulses and flax in Canada. Insure[®] Pulse provides more consistent and continuous protection against seed- and soil-borne diseases.
- Enhanced seedling vigour above and below ground.
- **AgCelence** benefits offering premium, broad-spectrum disease control, more consistent and increased germination and emergence, including under cold conditions.
- Enhanced ability to manage exposure to environmental stresses.

Active ingredients

Metalaxyl – Group 4
Fluxapyroxad (Xemium) – Group 7
Pyraclostrobin – Group 11

Formulation

Water-based suspension

One case contains

2 x 9.8 L jugs
Also available in 120 L drum
or 450 L tote

Storage

Store in cool, dry conditions,
away from feed or foodstuffs.
Do not freeze.

Crops (subgroup 6C) and treatment

Use standard slurry or mist-type seed treatment application equipment.

Field pea
Lentil (all classes)
Chickpea
Dry bean
Faba bean
Flax (*Linum usitatissimum*)

Diseases controlled and suppressed

Pulse diseases controlled.

Seed rot and seedling blight caused by soil-borne *Fusarium* spp. and *Pythium* spp.
Seed rot, seedling blight and root rot caused by soil-borne *Rhizoctonia solani*
Seedling blight caused by seed-borne *Ascochyta* spp.

Pulse diseases suppressed.

Root rot caused by soil-borne *Fusarium* spp.
Seed rot and seedling blight caused by seed-borne *Botrytis cinerea*
Anthracnose seedling blight caused by seed-borne *Colletotrichum lindemuthianum*.


Flax diseases controlled.

Seed rot, seedling blight and root rot caused by soil-borne *Fusarium* spp. and *Rhizoctonia solani*

¹ AgCelence benefits refer to products that contain the active ingredient pyraclostrobin.

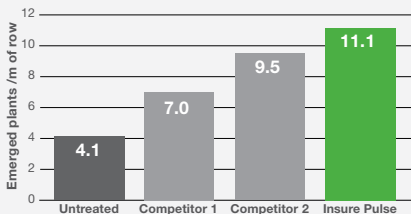
Insure® Pulse

Fungicide Seed Treatment



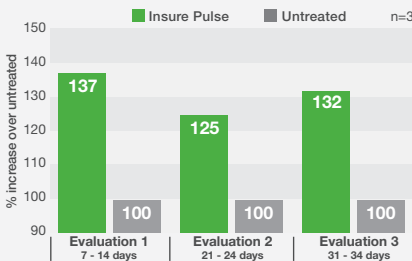
Insure Pulse treated peas (right) continued to grow through stress and are 7 to 10 days more advanced compared to the competitor.
Source: BASF, Cut Knife, SK, 2015

Lentil – More plants emerged under fusarium disease pressure



Source: Third party generated registration data, 2013

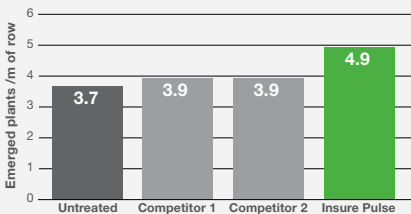
Flax – Increased emergence³



Source: BASF Research Authorization trials, 2015

³ Each evaluation was completed on the same row at 3 different dates for each treatment.

Field pea – Number of plants emerged under botrytis disease pressure



Source: Third party generated registration data, 2013

For more information:

Call **AgSolutions** Customer Care at 1-877-371-BASF (2273)

Visit **agsolutions.ca**

Application rates

Apply Insure Pulse fungicide seed treatment at 300 ml/100 kg (220 lb) seed for all crops except flax.

For flax, apply Insure Pulse at 300 to 600 ml/100 kg (220 lb) seed.²

Crop	Bushels (bu) treated per jug	Bushels (bu) treated per 120 L drum	Bushels (bu) treated per 450 L tote
Field peas	120 bu	1,469 bu	5,905 bu
Lentils (all classes)	120 bu	1,469 bu	5,905 bu
Chickpeas	120 bu	1,469 bu	5,905 bu
Flax ²	64 ² to 128 bu	787 ² to 1,575 bu	2,951 ² to 5,905 bu
Faba beans	120 bu	1,469 bu	5,905 bu
Dry beans	120 bu	1,469 bu	5,905 bu

² For flax (*Linum usitatissimum*), use a higher rate of 600 ml/100 kg seed if: a) there is a history of high disease pressures in the field or b) where field conditions favour seed- and soil-borne pathogens. If using the 600 ml/100 kg rate, it is highly recommended that the seed be treated into a bin or truck box to allow the treated seed to dry prior to placing into the seeder hopper. This will prevent clumping and bridging in the seeder.

Directions for use

When used at the recommended rate, no additional dyes or dilutions with water are needed unless recommended by the manufacturer of the seed treatment application equipment.

If recommended by the manufacturer of the seed treatment application equipment, increase the use rate proportionally to the dilution rate (e.g. add 100 ml of water to 300 ml of Insure Pulse, then apply at 400 ml/100 kg seed).

Please consult the seed treatment application equipment manufacturer in question for further directions.

Application tips

Ensuring thorough seed coverage offers the best protection from seed- and soil-borne diseases. Seed should be sound and well cleaned prior to treatment to ensure maximum coverage and to prevent dusting off.

Do not use treated seed for food, feed or oil producing.

Insure Pulse contains sufficient pigment to conspicuously colour and coat treated seed. Regulations pertaining to the colouration of treated seed enforced under the "Seeds Act" must be strictly adhered to when using Insure Pulse.

Inoculant compatibility

For details on seed treatment and inoculant compatibility, see the Applied Pesticide Compatibility Information for the respective crops available on **agsolutions.ca**, call **AgSolutions®** Customer Care at 1-877-371-BASF (2273) or contact your BASF Sales Representative.

Tank mixes

None on label.

Always read and follow label directions.

AgSolutions is a registered trade-mark of BASF Corporation; AgCelence, INSURE, and XEMIU are registered trade-marks of BASF SE; all used with permission of BASF Canada Inc. INSURE PULSE fungicide seed treatment should be used as part of a disease control program. © 2016 BASF Canada Inc.